

the LifeStyle
Barton
Home Office Patio

3PC ACAPULCO CHAIR SET

ITEM # 93561 AQUA | 93562 GREY | 93563 BLACK | 93564 BURGUNDY

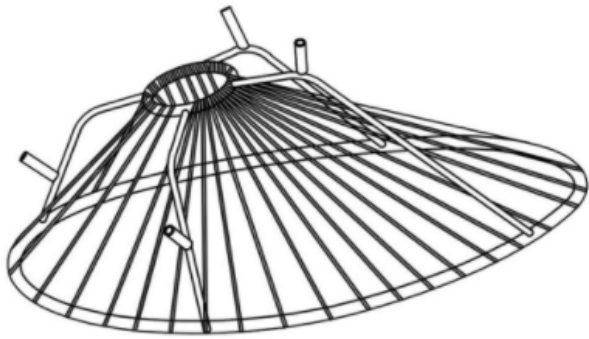



OWNER'S MANUAL AND SAFETY INSTRUCTIONS

SAVE THIS MANUAL. KEEP THIS MANUAL FOR SAFETY WARNINGS, PRECAUTIONS, ASSEMBLY, OPERATION, INSPECTION, MAINTENANCE AND CLEANING PROCEDURES. WRITE THE PRODUCT'S SERIAL NUMBER ON THE BACK OF THE MANUAL, OR THE MONTH AND YEAR OF PURCHASE IF PRODUCT HAS NO SERIAL NUMBER

FOR QUESTIONS, PLEASE CALL CUSTOMER SERVICE: 909.628.4900

CHAIR ASSEMBLY

A. CHAIR SEAT x 1PC	B. CHAIR LEGS x 4PCS
	

Prior to assembly, lay all parts out and confirm that all parts are present and none are damaged. If any parts are damaged, please contact customer service for a replacement.

STEP 1. Place the seat (**A**) on a protected, flat surface.

STEP 2. Screw in each of the four legs (**B**) into the base slots into the back of the seat (**A**), clockwise until completely tightened.

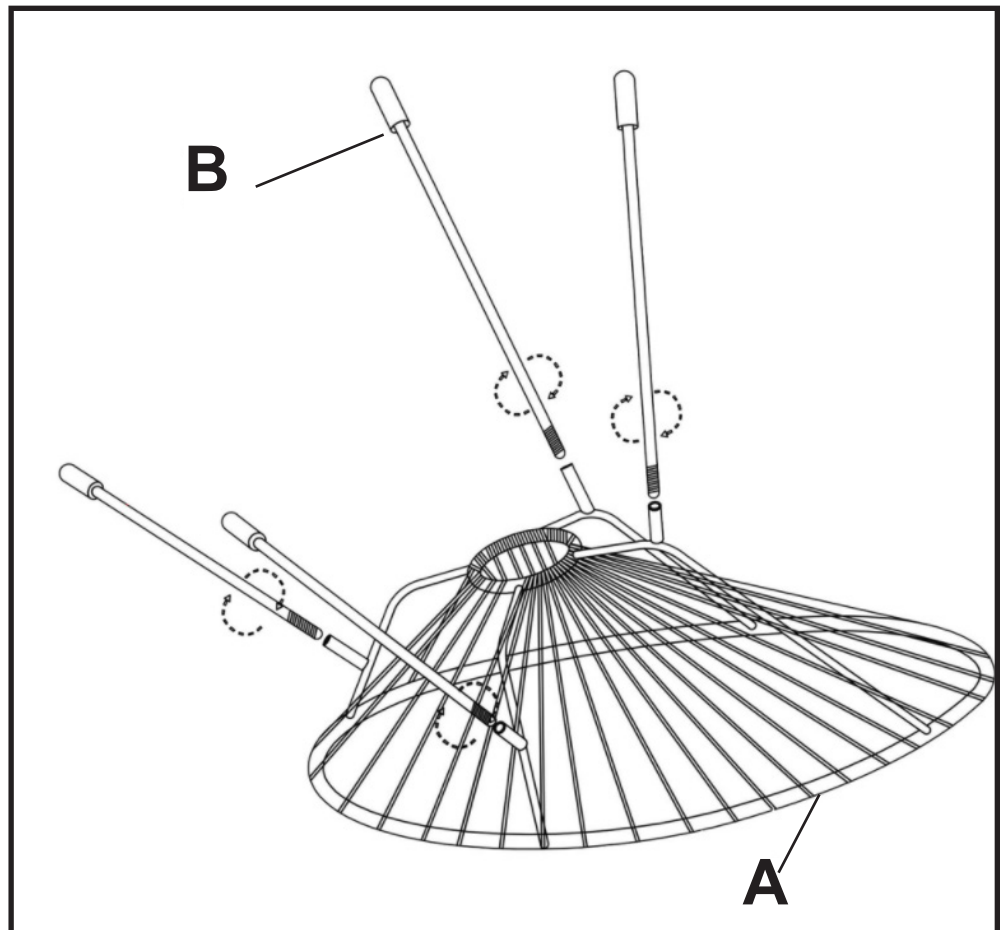
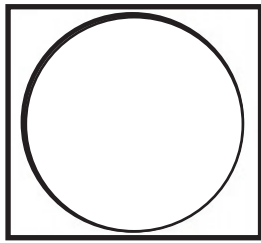


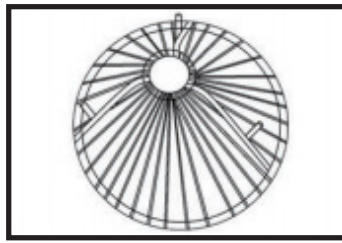
TABLE ASSEMBLY

A. GLASS TABLE TOP




x 1PC

B. TABLE BASE



x 1PC

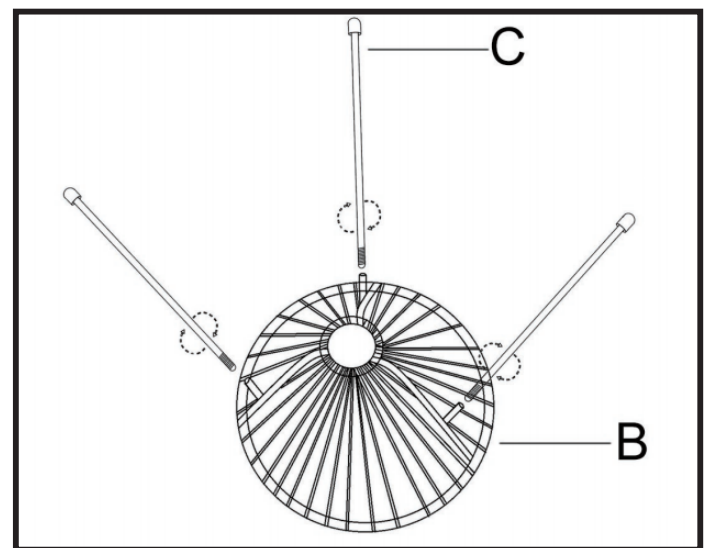
C. TABLE LEGS



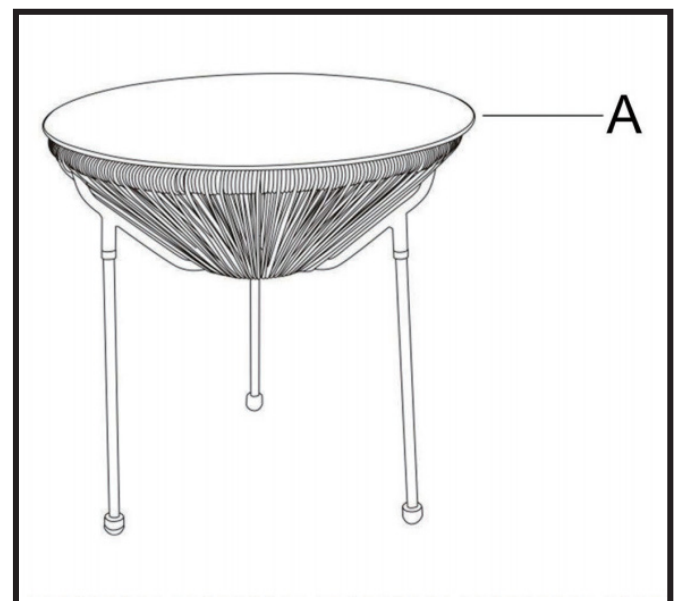
x 3PCS

STEP 1. Place the table base face down (**B**) on a protected, flat surface.

STEP 2: Screw in each of the three legs (**C**) into the base slots into the back of the table (**B**), clockwise until completely tightened. Flip the table upright.



STEP 3: Gently place the glass table top (**A**) onto the table.



DISCLAIMER

PLEASE READ THE FOLLOWING CAREFULLY

THE MANUFACTURER AND/OR DISTRIBUTOR HAS PROVIDED THE PARTS LIST AND ASSEMBLY DIAGRAM IN THIS MANUAL AS A REFERENCE TOOL ONLY. NEITHER THE MANUFACTURER OR DISTRIBUTOR MAKES ANY REPRESENTATION OR WARRANTY OF ANY KIND TO THE BUYER THAT HE OR SHE IS QUALIFIED TO MAKE ANY REPAIRS TO THE PRODUCT, OR THAT HE OR SHE IS QUALIFIED TO REPLACE ANY PARTS OF THE PRODUCT. IN FACT, THE MANUFACTURER AND/OR DISTRIBUTOR EXPRESSLY STATES THAT ALL REPAIRS AND PARTS REPLACEMENTS SHOULD BE UNDERTAKEN BY CERTIFIED AND LICENSED TECHNICIANS, AND NOT BY THE BUYER. THE BUYER ASSUMES ALL RISK AND LIABILITY ARISING OUT OF HIS OR HER REPAIRS TO THE ORIGINAL PRODUCT OR REPLACEMENT PARTS THERETO, OR ARISING OUT OF HIS OR HER INSTALLATION OF REPLACEMENT PARTS THERETO.

Record Product's Serial Number Here: _____

Note: If product has no serial number, record month and year of purchase instead.

Note: Some parts are listed and shown for illustration purposes only and are not available individually as replacement parts.

Questions, issues or missing parts?

Before returning to your retailer, our customer service team is here to help.



Call Us: 909.628.0880

Email Us: customer@bartonliving.com

Hours of Operation: 9am - 3pm PST Monday - Friday

MADE IN CHINA